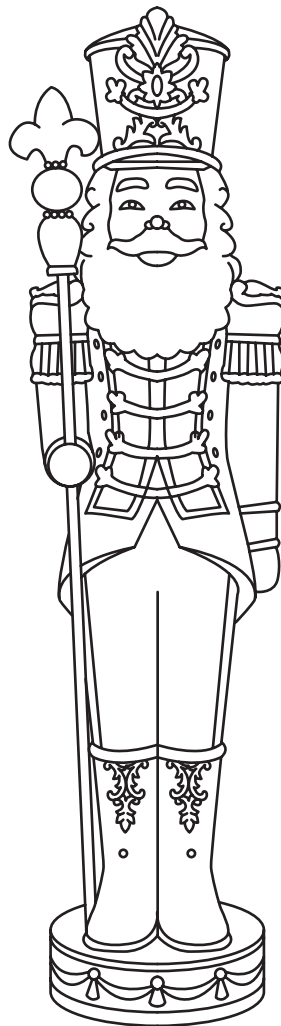




THE WINTER[®]
WORKSHOP

NIKOLAI THE 5FT NUTCRACKER

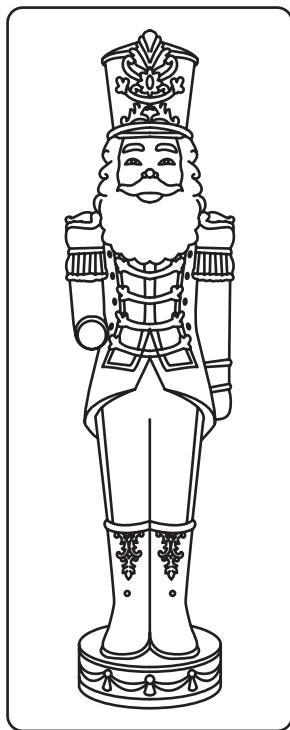
2020 V1.0



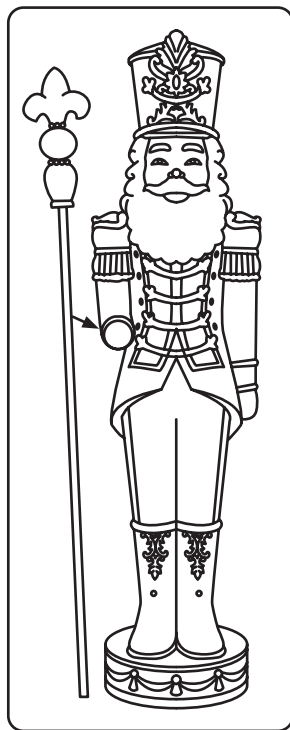
IMPORTANT NOTICE

THIS BOOKLET CONTAINS USEFUL INFORMATION
ABOUT WARRANTY & CARE INSTRUCTIONS.
PLEASE KEEP FOR FUTURE REFERENCE.

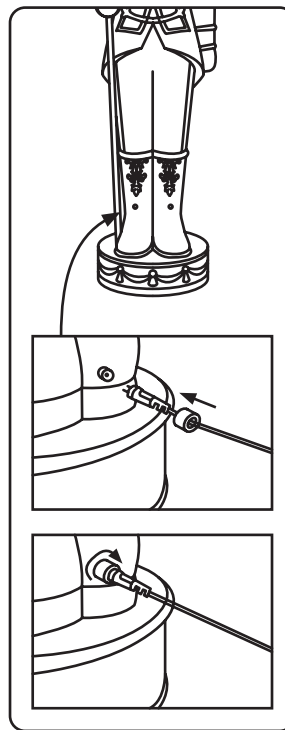
ASSEMBLY

**STEP 1**

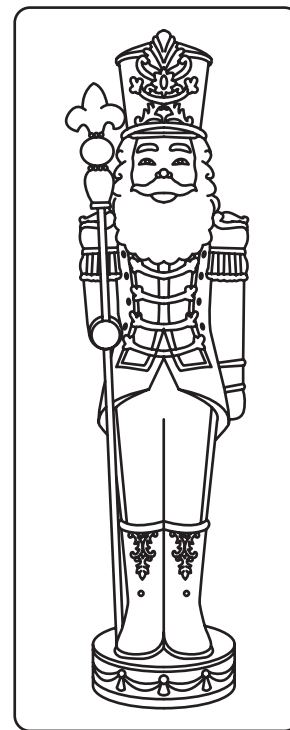
Carefully remove from packaging and place figure on a flat surface.

**STEP 2**

Slot the staff through the hole in the figure's hand.

**STEP 3**

Connect the output cable from the foot of the figure to the transformer, using the power cable provided.

**STEP 4**

Connect the transformer into mains supply. The LEDs will light up and music will play.

INSTRUCTIONS FOR USE

- Carefully remove from packaging, taking care not to damage the product.
- Place on a flat surface.
- Make sure that the cable is completely unravelled and that there are no snags or damages in the cable.
- Connect the UK mains plug to the connector attached to the figure. This should push into the connector with ease. **Do not** use excessive force.
- Plug the UK mains transformer into an **indoor** mains socket.
- To adjust the volume of the music, twist the volume button at the back of the nutcracker.
- By default, the 6 hours on / 18 hours off timer function will be enabled. Timer function **cannot** be switched off. To alter the timer's start time, turn off the figure at the plug, wait five seconds and switch back on.

WARNING AND WARRANTY

WARNING

- This product can be used in complete safety both indoors and outdoors, but please ensure that the mains transformer is plugged into an **indoor** mains supply and **never** an outdoor socket, nor in damp conditions.
- This product should **only** be used with the transformer supplied.
- This product **should never** be plugged directly into mains supply and **should only** be used with the transformer supplied.
- **Do not** connect this product electrically to any other product.
- **Never** allow any part of this product to come into contact with a source of heat or flame.
- Keep the product well ventilated. **DO NOT** cover the product with cloth, paper or any other flammable material.
- **Do not** unscrew or twist the LEDs.
- This product contains **NON-REPLACEABLE LEDs**. Do not attempt to replace them.
- Do not submerge this product in any water.
- The transformer will become warm during use so should be positioned on a flat, stable and heat resistant surface.
- Switch off the product when leaving the house, when retiring for the night, or when leaving unattended.
- For decorative purposes only. **Should not** be used as a light source. **Not suitable** for use in play by children.
- If part of the light set or transformer is damaged the product **MUST NOT** be operated.
- **Do not** clean using abrasives or any substances containing abrasives as these may scratch the item.
- When not in use this product should be stored in a cool, dry location protected from sunlight.
- **Caution** - This product contains small parts which may pose a choking hazard if detached. Keep away from children during assembly.

WARRANTY

This product comes with a 1-year limited warranty. This warranty covers any parts which are damaged/faulty or cease working within this 1-year period. The warranty does not cover any damage to the body/structure of the figure that arises from weather damage, misuse or improper storage of the item. Nor does it cover any natural wear and tear.



THE WINTER[®]
WORKSHOP